

Claim a Membership Seat

Kindly follow the instructions below to claim a membership seat as a part of your organization's Global Corporate Program.

New IIBA Members:

1. Please click on the following link: https://my.iiba.org/joinapi__login?id=a283l000001kqdNAAQ&order=1
2. Enter your first name, last name, email, password and Organization ID
*Note your organization ID is provided by your Organization

The screenshot shows the IIBA website interface. At the top left is the IIBA logo and name. A navigation bar includes 'My Dashboard', 'Membership', 'Certification', 'Events', and 'Get Involved'. The main content area is divided into two panels. The left panel, 'Login', has a heading 'Already registered with IIBA®? After login visit your Profile information page to associate yourself with your company's account.' Below are 'Username' and 'Password' input fields, a 'Forgot Password?' link, and a 'Login' button. An orange arrow labeled '3' points to this 'Login' button. The right panel, 'Create Account', has a heading 'If you are not a registered user, you may create a free profile by following the prompts below. New Users enter their organization ID here to associate themselves with their organizations account.' It includes a note that the email address will be the username and a list of password requirements: a mix of numbers, upper and lowercase letters, and at least one special character. Below are input fields for 'First Name', 'Last Name', 'Email', 'Password', and 'Organization ID'. An orange arrow labeled '2' points to the 'Organization ID' field. At the bottom of the 'Create Account' panel is a 'Create Login' button.

3. Click on "Create Login"
4. Complete all the qualifying questions including and click "Claim Membership Now" at the bottom of the page


Agreements

By registering with IIBA, you have read and agree to the following policies:

- IIBA Privacy Policy*
- IIBA Terms & Conditions*

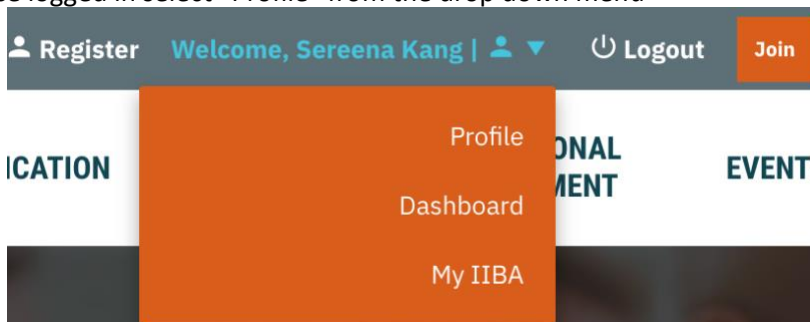
The screenshot shows a navigation bar with two buttons: 'Previous Step' and 'Claim Membership Now'. An orange arrow labeled '4' points to the 'Claim Membership Now' button.

5. Click “Claim Membership”



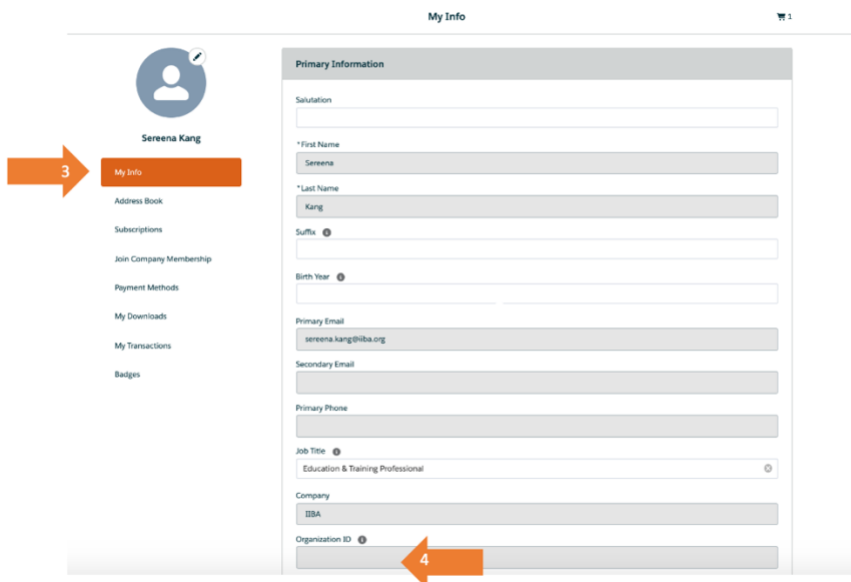
Existing IIBA Members:

1. Log in using your credentials at: <https://www.iiba.org/>
2. Once logged in select “Profile” from the drop down menu




3. Click “My Info” on the left-hand side
4. Enter your Organization ID

*Note your organization ID is provided by your Organization



5. Click “Join Company Membership”
6. Click on “Claim Membership”



Sereena Kang

My Info

Address Book

Subscriptions

Join Company Membership

Payment Methods

My Downloads

My Transactions

Join Company Information

Click Claim Membership to subscribe membership.

Claim Membership ← 6

Enjoy your member benefits! If you have any questions, comments or concerns please contact us at Info@iiba.org.