



# CERTIFICATE IN CYBERSECURITY ANALYSIS

**IIBA®-CCA HANDBOOK**

**FEBRUARY 2024**

## Contents

1.0 Introduction.....	3
2.0 Six Steps to Certification.....	4
1. Purchase the Exam or Bundle.....	4
2. Agree to the Attestations .....	4
3. Study and Prepare for the Exam .....	5
4. Review Exam Information .....	6
5. Schedule Your Exam .....	7
6. Get Certified.....	7
3.0 Your Certificate and Badge .....	8

## 1.0 Introduction

This document provides the necessary information for candidates pursuing the Certificate in Cybersecurity Analysis (IIBA-CCA). Direct links are provided to the IIBA® website where applicable.

IIBA and IEEE Computer Society have partnered to offer a robust learning and certification program focused on what business analysis professionals need to know to be prepared for today's cybersecurity challenges. The program provides the credibility of a joint certification and the opportunity to learn key cybersecurity concepts and tools business analysis professionals need to demonstrate core competencies.

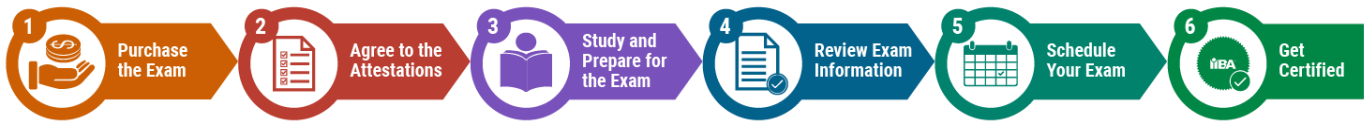


IIBA is committed to providing full access to its credentialing products and services and complying with applicable laws and regulations, including the Americans with Disabilities Act and Accessibility for Ontarians with Disabilities Act (AODA).

Information about **testing accommodations** is available on the [Exam Information](#) page, under Candidate Frequently Asked Questions. To request accommodations, please contact [certification@iiba.org](mailto:certification@iiba.org).

IIBA's credentialing policies and practices are guided by the International Standards Organization, ISO/IEC 17024, and the National Commission for Certifying Agencies.

## 2.0 Six Steps to Certification



### 1. Purchase the Exam or Bundle



[Login with your IIBA credentials](#) or [create a new account](#).

From your profile page, open the Certification menu.

Select My Certifications, CCA and

[Get Started](#)

You have the option to purchase the exam by itself or the exam and learning materials in a bundle. The system defaults to the exam only. Click on **Publications** to view the learning materials.



Click on **Certifications** to view the Cybersecurity Bundled Exam and Learning Materials.



Purchase your selection and go to the next step.

From the day IIBA receives payment for your exam, you will have 12 months to schedule and take your exam. It is only within that time that you can request a refund.

There will be no refunds after 12 months and you will forfeit the exam fee payment. There is a fee associated with each exam attempt. The [exam rewrite fees](#) are not included with the initial fee.

### 2. Agree to the Attestations



[Login with your IIBA credentials](#).

From your profile page, open the Certification menu.

Select My Certifications, CCA and

[Submit my Attestations](#)

You will be asked to read and abide by:

- [Code of Ethical Conduct and Professional Standards](#)
- [IIBA Certification Terms and Conditions](#)
- [CCA Certification Handbook](#)
- [IIBA Guide to Online Proctored Exams](#)

### 3. Study and Prepare for the Exam



#### Exam Structure

Duration: 90 minutes  
 Questions: 75 multiple-choice, knowledge-based questions  
 Format: Online remote proctored  
 Type: Competency-based

#### Knowledge Areas

The exam covers 8 Knowledge Areas which are categorized into competencies and proficiency levels. Study the [Competency & Proficiency Levels](#).

#### IIBA-CCA Exam Blueprint

Knowledge Areas (KAs)	% Questions/KA
KA1: Cybersecurity Overview and Basic Concepts	14%
KA2: Enterprise Risk	14%
KA3: Cybersecurity Risks and Controls	12%
KA4: Securing the Layers	5%
KA5: Data Security	15%
KA6: User Access Control	15%
KA7: Solution Delivery	13%
KA8: Operations	12%

#### Study and Learning Options

- IIBA Endorsed Education and Training: [Endorsed Education Providers and Academic Members](#) offer a variety of learning options. You can search this database for CCA and filter for location, virtual, in class, etc. Also, see the current list of EEP [Exam Prep Course](#) offerings.
- Self-Directed Learning: The [Cybersecurity Learning Materials \(eLearning Modules and PDF Material\)](#) are study resources. Members have free, exclusive access to the PDF. [IIBA’s Knowledge Hub, to which IIBA Members](#) have free access, provides online, searchable access to supporting materials.
- IIBA Chapter Study Groups: [IIBA Members](#) can participate by searching for “Study Group” within [Chapter Events](#).



## 4. Review Exam Information

The CCA exam is offered as an online remote proctored exam managed by IIBA’s exam delivery partner PSI®.

DO NOT use company office or company laptop/computer to sit for your exam as work environments and company computers often have firewalls and restrictions.

### You Must Have the Following:

#### 1. Government-issued Photo Identification (ID)

The ID must be the original document, current, signed and in western characters. Your **first name** and **last name** must match exactly in three places: your identification, IIBA and PSI. There can be no differences. If your name does not match your identification, you must notify IIBA. **Only IIBA can make the required update for you** and can be contacted at [certification@iiba.org](mailto:certification@iiba.org). All updates must be done at least **1 week before** your scheduled exam, or you will not be able to take the exam.

#### The following identification is **ACCEPTED**:

- Government-issued Driver's License
- U.S. Department of State Driver's License
- National/State/Country Identification Card
- Government-issued Passport
- Passport Card

#### 2. Internet and Technology Requirements

A reliable internet connection and a compatible personal computer, laptop, microphone, camera, and operating system are required. Do the [System Compatibility Check](#) and read the [IIBA Guide to Online Proctored Exams](#) for specifications.

#### 3. Room and Workspace Requirements

A quiet room and clear workspace are required. Read the [IIBA Guide to Online Proctored Exams](#) for full details and rules on what is allowed and not allowed during the exam.

### Review These Resources Before Your Exam:

- [PSI Online Proctoring Experience](#) video outlining exam day
- [Certification FAQs](#) for refunds, reschedules, and requests for exam accommodation


#### Candidate Responsibility

If you do not meet the requirements on your exam day, you will not be able to take the exam and will forfeit your exam fee.



## 5. Schedule Your Exam


The “Schedule and Pass Exam” goal allows you to Schedule, Reschedule, Cancel, and Launch your exam. PSI requires **48 hours** to schedule, reschedule or cancel.

1. [Login with your IIBA credentials.](#)
2. From your profile page, open the Certification menu.
3. Select My Certifications, CCA and 
4. You will be redirected to the PSI Scheduling Page.
5. Select “**View Available Tests**”.
6. Complete the scheduling process as per the onscreen prompts. [IIBA Guide to Online Proctored Exams](#) contains helpful screenshots.



## 6. Get Certified

The “**Schedule and Pass Exam**” goal is where you will launch your exam on your scheduled exam date and time. You can log in to your exam a half hour (30 minutes) before the exam start time.

1. [Login with your IIBA credentials.](#)
2. From your profile page, open the Certification menu.
3. Select My Certifications, CCA and 
4. You will be redirected to the PSI Scheduling Page.
5. Select “**Launch Exam**”.
6. Follow the check-in procedure and connect with your proctor.
7. Complete the exam.

When your exam is completed, you will receive a pass or fail result on your screen. A confirmation of your result will be emailed to you from IIBA within 48 hours.

### 3.0 Your Certificate and Badge

Once you have successfully passed the exam, your name will appear within the [Certification Badge & Registry](#) unless you have opted out. You can access your certificate and badge directly from this page to download a copy or share on LinkedIn.

IIBA reserves the right to revoke the certification at its discretion and to conduct random audits.