



CERTIFICATE IN CYBERSECURITY ANALYSIS HANDBOOK

THE IIBA® GUIDE TO PURSUING THE IIBA-CCA™.

MARCH 20, 2020

Table of Contents

1.0 Introduction	3
2.0 Learning Objectives	3
2.1 Cybersecurity Overview and Basic Concepts	3
2.2 Enterprise Risk	4
2.3 Cybersecurity Risks and Controls	4
2.4 Securing the Layers	4
2.5 Data Security	4
2.6 User Access Control	5
2.7 Solution Delivery	6
2.8 Operations.....	6

1.0 Introduction

Welcome to the IIBA[®] Certificate in Cybersecurity Analysis (CCA) Handbook. This handbook describes the process for attaining the IIBA[®]-CCA and where information is already on our website, will direct you to the specific webpage.

IIBA and IEEE Computer Society have partnered to offer a robust learning and certification program on what business analysis professionals need to know to be prepared for today's cybersecurity challenges.

The joint IIBA[®] and IEEE training and certification provides the credibility of a joint certification and the opportunity to learn key cybersecurity concepts and tools business analysis professionals need to demonstrate core competencies.



2.0 Exam Information

The CCA exam is a foundational-level, competency-based exam for business analysis professionals working in the cybersecurity space.

The following can be found on the IIBA website at **CCA Exam Resources**:

- Knowledge areas/domains
- Exam blueprint
- Competencies and proficiency levels on exam
- Sample Questions

Answer the sample exam questions to check your readiness to write the IIBA[®]-CCA exam. The IIBA[®]-CCA exam is weighted across the eight knowledge areas and consists of 75 multiple-choice questions to be completed within 90 minutes.

3.0 Learning Materials

Learning materials are available to support your learning and certification journey.

The Cybersecurity learning modules provide the basics of cybersecurity designed around the kind of analysis needed to assist in the overall cybersecurity solution, and leverage the collaboration of the business, the analyst, the architects and the technology experts to create a safe and secure cyber environment.

The comprehensive learning resources contain the necessary preparation for the exam.
 The chart below maps the learning module topic areas to the exam knowledge areas (KAs):

Learning Module Topic Area	Exam Knowledge Area
Part 1: Introduction to Cybersecurity Analysis Part 2: Enterprise Security Concepts	KA1: Cybersecurity Overview and Basic Concepts
Part 3: Enterprise Risk	KA2: Enterprise Risk
Part 4: Cybersecurity Risks and Controls	KA3: Cybersecurity Risks and Controls
Part 5: Securing the Layers	KA4: Securing the Layers
Part 6: Data Security	KA5: Data Security
Part 7: User Access Control	KA6: User Access Control
Part 8: Solution Delivery	KA7: Solution Delivery
Part 9: Operations	KA8: Operations

4.0 Certification Process

Step 1 – Purchase Your Exam


From the IIBA Portal, My IIBA, navigate to Certifications > My Certifications and purchase your exam. Once you pay for the exam, you will receive an email confirming your purchase and an email outlining *Next Steps – Complete Your Attestations*.

Step 2 – Complete Your Attestations


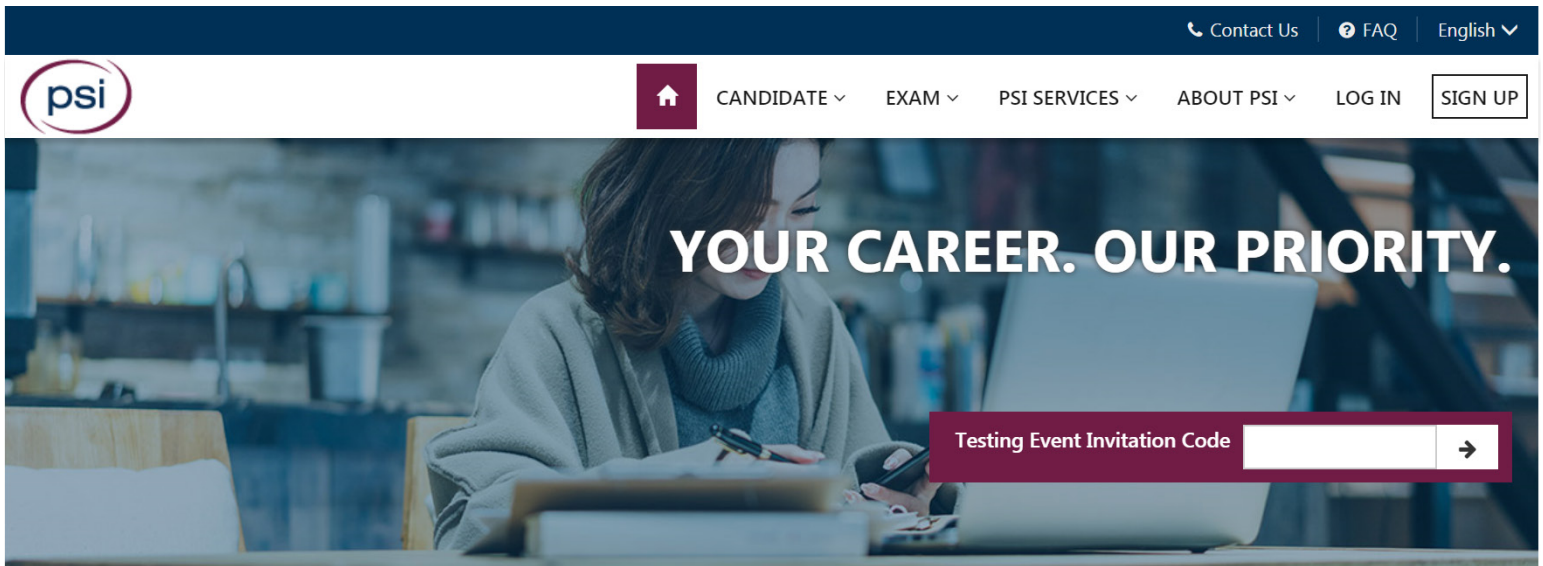
Use the link from your *Next Steps-Complete Your Attestations* email to access your IIBA Portal and click on the **Get started** button to complete the attestations for the **Code of Conduct** and **Terms and Conditions**. During this step, you can also decide if you want to consent to having your information made publicly available, upon your achievement of the certification, on our international public registry, located within the **Certified Registries** section of the IIBA website.

Step 3 – Schedule and Pass Exam

Schedule your exam sitting by selecting the **Get started** button.

GOALS	Status	
Complete your Attestations	Complete	
Schedule and Pass Exam	Incomplete	Get started

This will automatically take you to the PSI scheduling page. Select **Schedule Exam**.



When you have completed this step, you will be directed to the “View Details” page, where there is an option to Reschedule, Cancel, Schedule or Launch the exam.

From this page, you will also find the following KEY information:

- Security Procedures
- Required Identification Documents
- Computer Compatibility

IMPORTANT:

Before the day of your exam, review the **Exam Preparation** page from the IIBA website to ensure that you are familiar with the computer requirements, the government issued ID and other exam rules.

Step 4 – Take Exam

After you have taken your exam, you will see your Pass or Fail result on your screen and, you will receive a confirmation email from PSI and from IIBA within 2 business days.

If you fail your exam, you will be able to retake it after you pay the exam rewrite fee which will be listed as a goal for you to complete in your IIBA portal.

***Note:** During the initial launch of an exam, pass/fail results are not available until we conduct a cut score study to determine a fair and sound pass score. If we are in this period, you will receive confirmation emails of having completed your exam. Results will be communicated separately approximately 8 weeks after your exam sitting. During the cut score study period, information will be available on our website communicating our progress and when results will be made available.*

5.0 Suspending or Withdrawing Certification

IIBA reserves the right to revoke the IIBA-CCA™ at any time after review of a reported professional misconduct or for a misuse of the IIBA-CCA™ logo or trademarks.

IIBA also reserves the right to conduct random post-certification audits.

All fees paid shall be forfeited in the event of a revoked or suspended credential. Recipients whose certificates have been revoked will not be allowed to reapply for the IIBA-CCA™ for a period of time to be decided at the discretion of IIBA.

6.0 You May Also Like:

[Summary of Certification Fees](#)

[Refund policy under Cancellation, Reschedule, Missed or Late Policy](#)

[Certification FAQs](#)

[Certification Registries](#)